

Head-pieces HELUZ 11,5 - 250

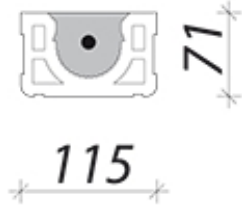
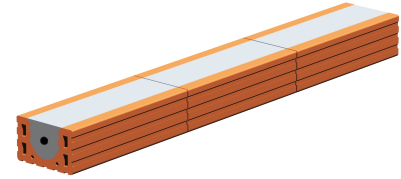


Use

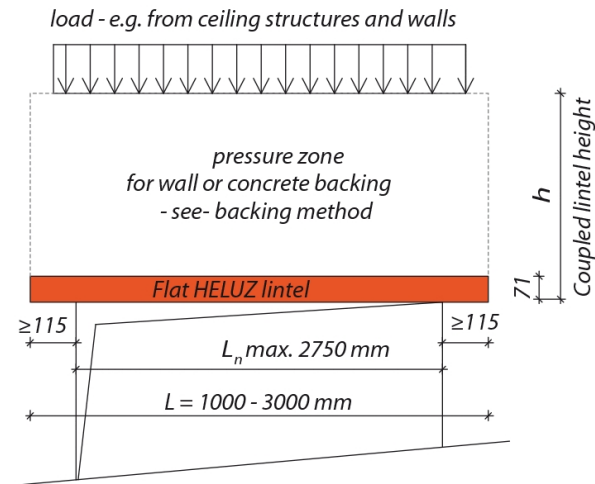
For the building opening lintel in non-load bearing walls.

Specifications

Manufacturing plant	JISTROP
Dimensions L x W x H (mm)	2500 x 115 x 71
Average weight inf.	37,5
Number of pieces per pallet	40
Pallet	Wooden block
Dispatch pallet weight avg. inf.	1560
Loading onto a truck (bm)	1650
Thermal conductivity lu (W / mK)	0,24
Reaction to fire class	Euroclass A1
Fire resistance (EN 1996-1-2)	R 90 D1 with plaster 20 mm



Coupled bearing lintel



Non-bearing coupled lintels - limiting conditions

